

02/2018

BEWEGUNGEN/MOUVEMENTS		02/2018	02/2017	Diff	%
1- Gewerblicher Verkehr / Trafic commercial		5080	5024	56	1,1%
2- Allgem. Verkehr und anderer nicht gew. Verkehr/ Aviation générale et autre trafic non comm.		1216	1605	-389	-24,2%
<b>TOTAL BEWEGUNGEN/MOUVEMENTS</b>		<b>6296</b>	<b>6629</b>	<b>-333</b>	<b>-5,0%</b>

Kumul./ 2018	Cumul 2017	Diff	%
10186	9843	343	3,5%
2513	2930	-417	-14,2%
<b>12699</b>	<b>12773</b>	<b>-74</b>	<b>-0,6%</b>

PASSAGIERE/PASSAGERS		02/2018	02/2017	Diff	%
1- Gewerblicher Verkehr / Trafic commercial	Pax	500993	478384	22609	4,7%
2- Allgem. Verkehr und anderer nicht gew. Verkehr/ Aviation générale et autre trafic non comm.	Pax	252	298	-46	-15,4%
<b>TOTAL PASSAGIERE/PASSAGERS</b>		<b>501245</b>	<b>478682</b>	<b>22563</b>	<b>4,7%</b>

Kumul. / 2018	Cumul 2017	Diff	%
965806	897319	68487	7,6%
540	649	-109	-16,8%
<b>966346</b>	<b>897968</b>	<b>68378</b>	<b>7,6%</b>

LUFTFRACHT - POST/FRET AVIONNE - POSTE		02/2018	02/2017	Diff	%
	Express	3654	3467	187	5,4%
	Fracht/Cargo	1441	1486	-44	-3,0%
<b>TOTAL</b>		<b>5096</b>	<b>4953</b>	<b>143</b>	<b>2,9%</b>

Kumul. / 2018	Cumul 2017	Diff	%
7514	7072	442	6,2%
2574	2730	-156	-5,7%
<b>10088</b>	<b>9803</b>	<b>285</b>	<b>2,9%</b>

LKW FRACHT/FRET CAMIONNE		02/2018	02/2017	Diff	%
<b>TOTAL LKW FRACHT/FRET CAMIONNE</b>		<b>3659</b>	<b>3689</b>	<b>-29</b>	<b>-0,8%</b>

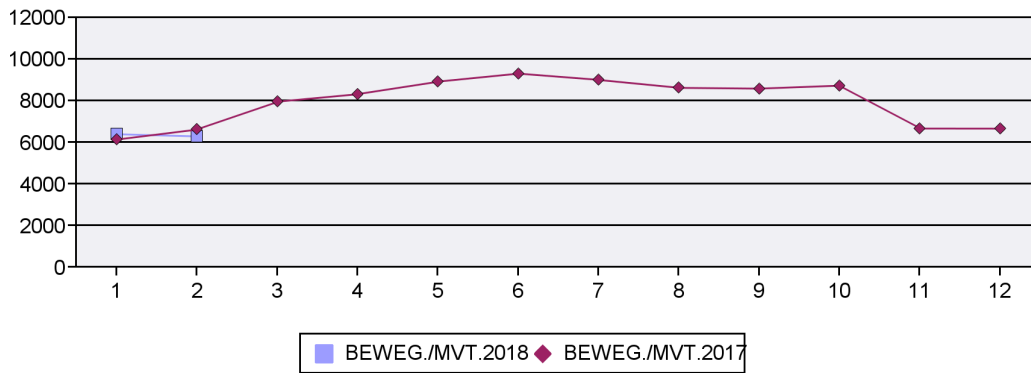
Kumul./ 2018	Cumul 2017	Diff	%
7180	7370	-190	-2,6%

TOTAL FRACHT/FRET		02/2018	02/2017	Diff	%
<b>TOTAL FRACHT/FRET</b>		<b>8755</b>	<b>8642</b>	<b>113</b>	<b>1,3%</b>

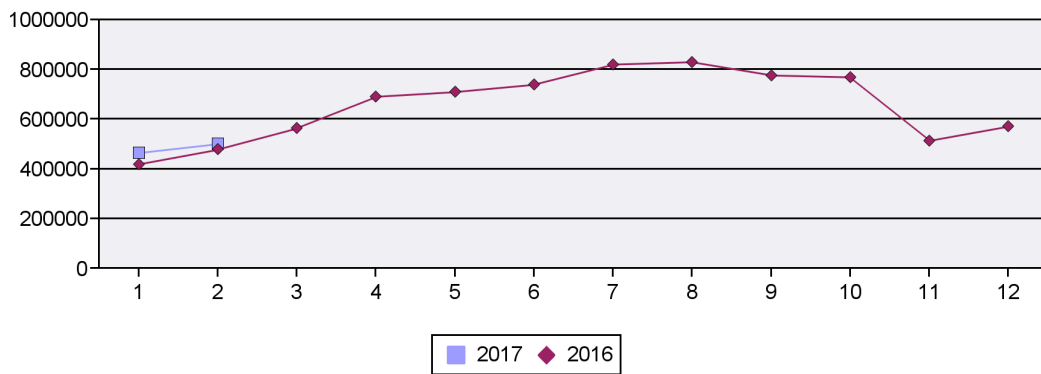
Kumul. / 2018	Cumul 2017	Diff	%
17 267	17 172	95	0,6%

02/2018

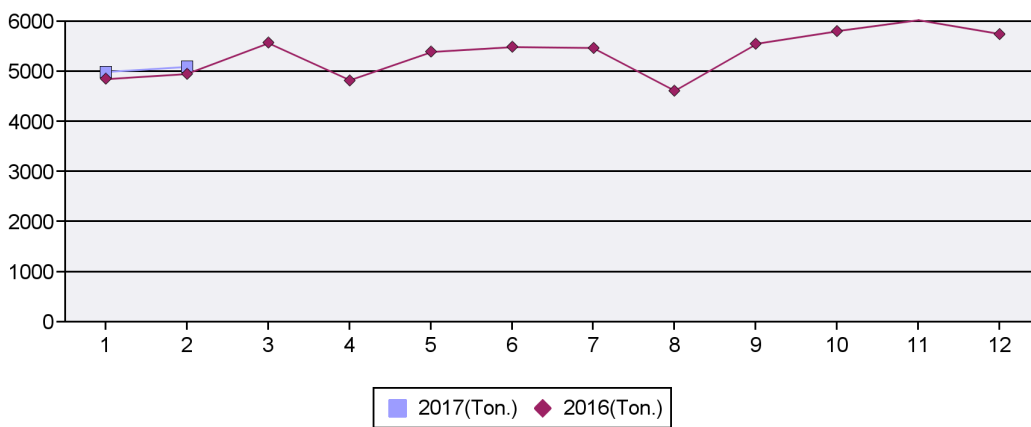
Bewegungen/Mouvements-Total



Passagiere/Passagers-Total



Luftfracht/Fret avionné-Total



LKW Fracht/Fret camionné-Total

