

02/2019

BEWEGUNGEN/MOUVEMENTS		02/2019	02/2018	Diff	%
1- Gewerblicher Verkehr / Trafic commercial		5281	5080	201	4,0%
2- Allgem. Verkehr und anderer nicht gew. Verkehr/ Aviation générale et autre trafic non comm.		1708	1216	492	40,5%
TOTAL BEWEGUNGEN/MOUVEMENTS		6989	6296	693	11,0%

Kumul./ 2019	Cumul 2018	Diff	%
10479	10190	289	2,8%
2954	2513	441	17,5%
13433	12703	730	5,7%

PASSAGIERE/PASSAGERS		02/2019	02/2018	Diff	%
1- Gewerblicher Verkehr / Trafic commercial	Pax	550951	499697	51254	10,3%
2- Allgem. Verkehr und anderer nicht gew. Verkehr/ Aviation générale et autre trafic non comm.	Pax	252	252	0	0,0%
TOTAL PASSAGIERE/PASSAGERS		551203	499949	51254	10,3%

Kumul. / 2019	Cumul 2018	Diff	%
1054200	963020	91180	9,5%
572	540	32	5,9%
1054772	963560	91212	9,5%

LUFTFRACHT - POST/FRET AVIONNE - POSTE		02/2019	02/2018	Diff	%
	Express	3718	3654	63	1,7%
	Fracht/Cargo	1159	1441	-282	-19,6%
TOTAL		4877	5096	-219	-4,3%

Kumul. / 2019	Cumul 2018	Diff	%
7836	7514	322	4,3%
2085	2574	-489	-19,0%
9921	10088	-167	-1,7%

LKW FRACHT/FRET CAMIONNE		02/2019	02/2018	Diff	%
TOTAL LKW FRACHT/FRET CAMIONNE		3602	3659	-57	-1,6%

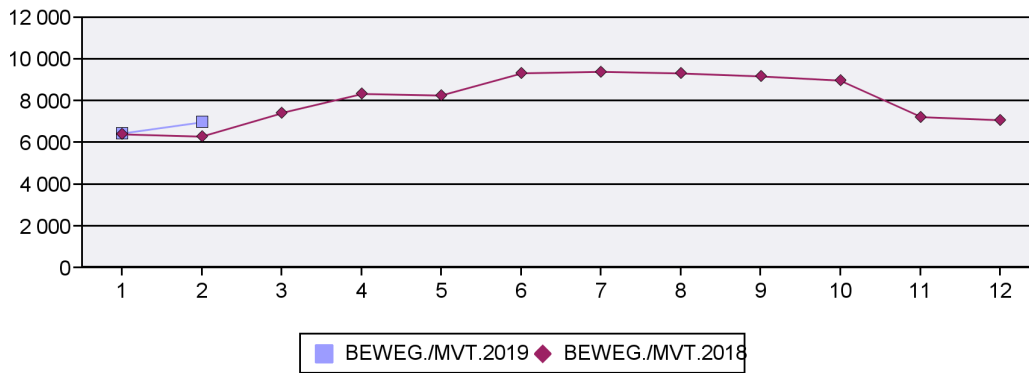
Kumul./ 2019	Cumul 2018	Diff	%
7144	7180	-36	-0,5%

TOTAL FRACHT/FRET		02/2019	02/2018	Diff	%
TOTAL FRACHT/FRET		8479	8755	-276	-3,2%

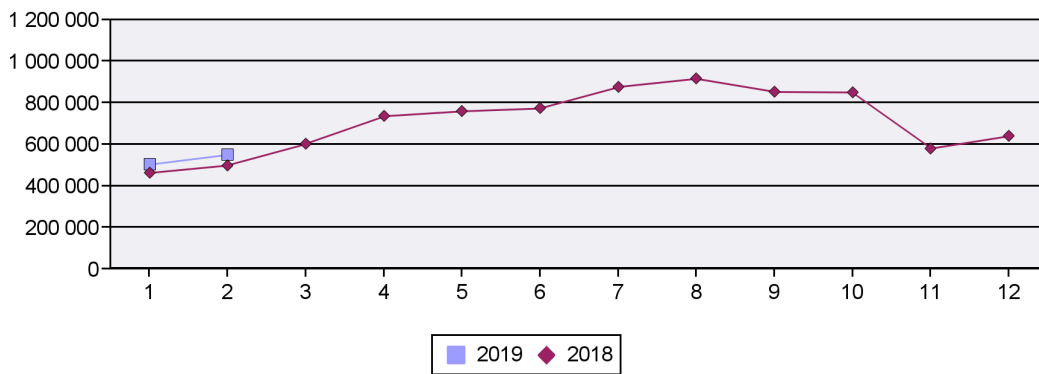
Kumul. / 2019	Cumul 2018	Diff	%
17 065	17 267	-203	-1,2%

02/2019

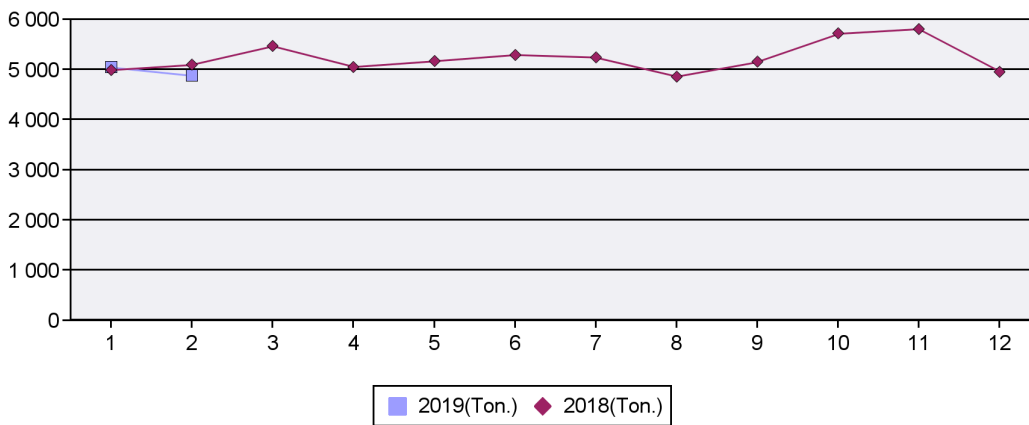
Bewegungen/Mouvements-Total



Passagiere/Passagers-Total



Luftfracht/Fret avionné-Total



LKW Fracht/Fret camionné-Total

