

06/2018

BEWEGUNGEN/MOUVEMENTS		06/2018	06/2017	Diff	%
1- Gewerblicher Verkehr / Trafic commercial		7371	7193	178	2,5%
2- Allgem. Verkehr und anderer nicht gew. Verkehr/ Aviation générale et autre trafic non comm.		1960	2121	-161	-7,6%
<b>TOTAL BEWEGUNGEN/MOUVEMENTS</b>		<b>9331</b>	<b>9314</b>	<b>17</b>	<b>0,2%</b>

Kumul./ 2018	Cumul 2017	Diff	%
37060	36193	867	2,4%
9008	11108	-2100	-18,9%
<b>46068</b>	<b>47301</b>	<b>-1233</b>	<b>-2,6%</b>

PASSAGIERE/PASSAGERS		06/2018	06/2017	Diff	%
1- Gewerblicher Verkehr / Trafic commercial	Pax	776416	740008	36408	4,9%
2- Allgem. Verkehr und anderer nicht gew. Verkehr/ Aviation générale et autre trafic non comm.	Pax	797	871	-74	-8,5%
<b>TOTAL PASSAGIERE/PASSAGERS</b>		<b>777213</b>	<b>740879</b>	<b>36334</b>	<b>4,9%</b>

Kumul. / 2018	Cumul 2017	Diff	%
3846443	3602321	244122	6,8%
2394	2556	-162	-6,3%
<b>3848837</b>	<b>3604877</b>	<b>243960</b>	<b>6,8%</b>

LUFTFRACHT - POST/FRET AVIONNE - POSTE		06/2018	06/2017	Diff	%
	Express	4020	4022	-2	0,0%
	Fracht/Cargo	1273	1469	-195	-13,3%
<b>TOTAL</b>		<b>5294</b>	<b>5490</b>	<b>-197</b>	<b>-3,6%</b>

Kumul. / 2018	Cumul 2017	Diff	%
23286	22641	645	2,8%
7787	8439	-652	-7,7%
<b>31073</b>	<b>31080</b>	<b>-7</b>	<b>0,0%</b>

LKW FRACHT/FRET CAMIONNE		06/2018	06/2017	Diff	%
<b>TOTAL LKW FRACHT/FRET CAMIONNE</b>		<b>3905</b>	<b>4268</b>	<b>-362</b>	<b>-8,5%</b>

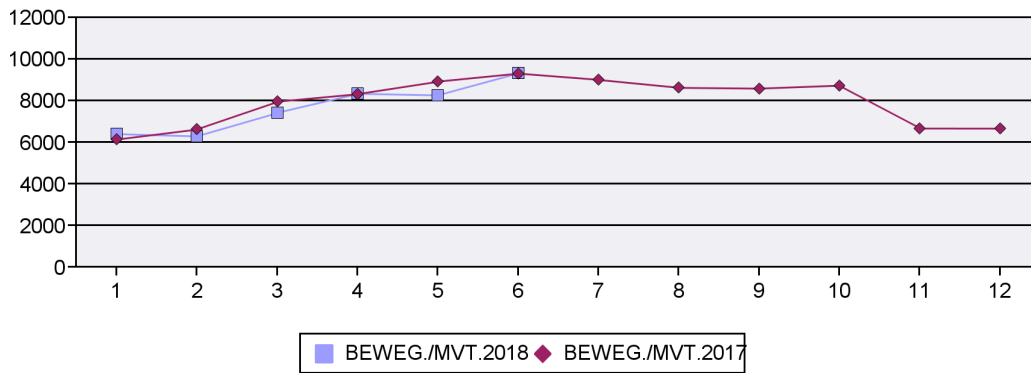
Kumul./ 2018	Cumul 2017	Diff	%
22909	23611	-701	-3,0%

TOTAL FRACHT/FRET		06/2018	06/2017	Diff	%
<b>TOTAL FRACHT/FRET</b>		<b>9199</b>	<b>9758</b>	<b>-559</b>	<b>-5,7%</b>

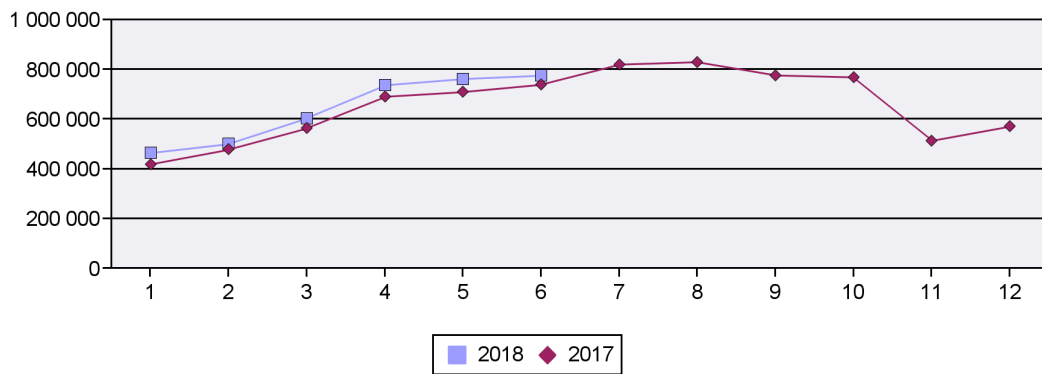
Kumul. / 2018	Cumul 2017	Diff	%
53 983	54 691	-708	-1,3%

06/2018

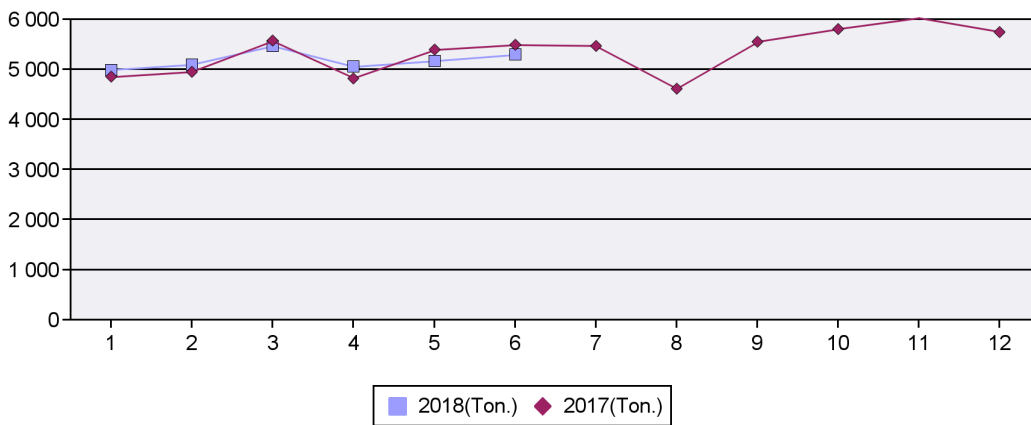
Bewegungen/Mouvements-Total



Passagiere/Passagers-Total



Luftfracht/Fret avionné-Total



LKW Fracht/Fret camionné-Total

